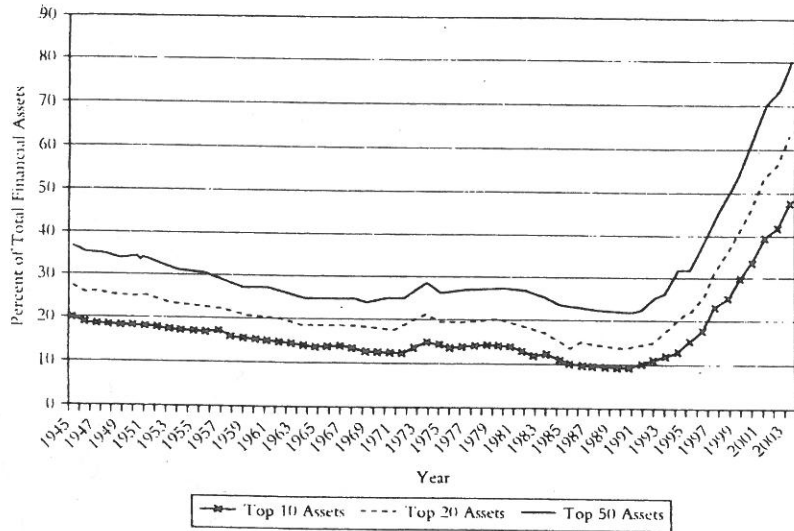
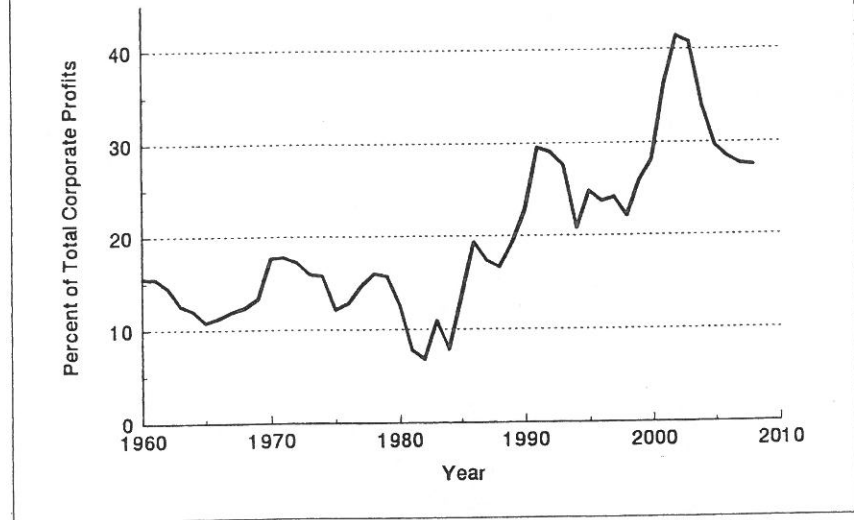


Figure 3
Top Financial Companies' Share of Total U.S. Financial Assets, 1945-2004



Source: Henry Kaufman, *The Road to Financial Reformation* (2009), p. 100.

Figure 4
Financial Corporation Profits as a Percent of All U.S. Corporate Profits

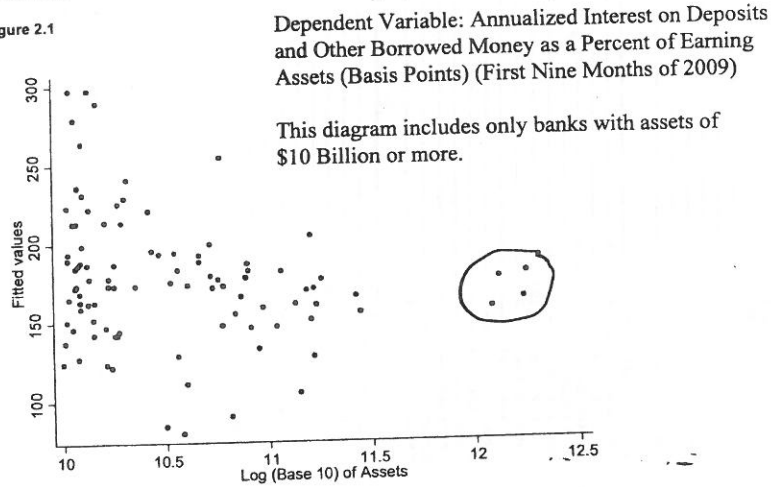


James Kwak, "Who Is Too Big to Fail?" February 20, 2010
DRAFT—Do Not Distribute

Figure 5

right side of the graph are, from right to left, JPMorgan Chase, Bank of America, Citigroup, and Wells Fargo.

Figure 2.1



By contrast, Figure 2.2 shows both the fitted values and the actual values. An unscientific

Figure 6

